

Enantioselective Synthesis of the Macrolide Antibiotic Oleandomycin Aglycon

David A. Evans* and Annette S. Kim

Department of Chemistry and Chemical Biology
Harvard University, Cambridge, Massachusetts 02138

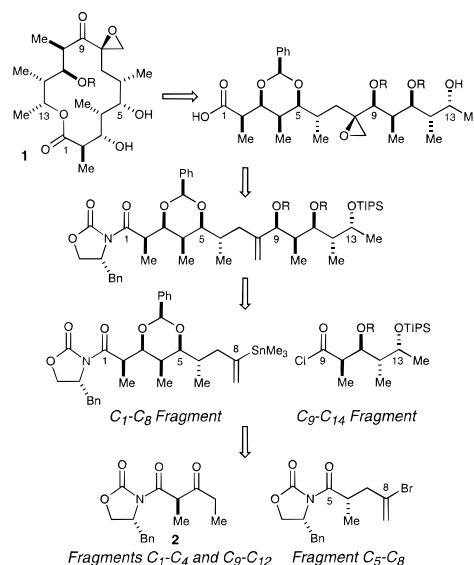
Received August 26, 1996

The stereochemical and heterofunctional complexity of the polypropionate-derived macrolide antibiotics poses a formidable challenge for stereoselective synthesis, and these target structures have provided the stimulus for the development of a host of new enantio- and diastereoselective bond constructions.¹ In this paper we illustrate, in the context of an efficient synthesis of oleandolide aglycon (**1**),² how polypropionate chains may be rapidly assembled using the chiral β -ketoimide building block **2** and its associated aldol reaction methodology recently developed in these laboratories.^{3,4}

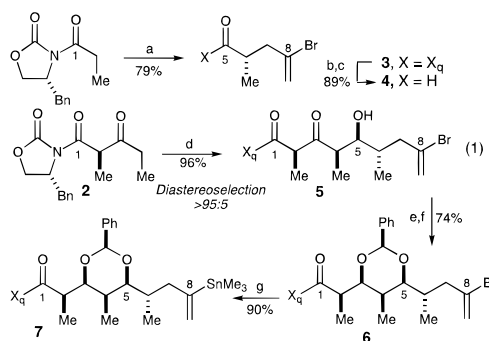
As illustrated in Scheme 1, the synthesis plan relied upon β -ketoimide **2** for the construction of both the C₁–C₈ and C₉–C₁₄ oleandolide fragments. Concurrent application of a sequential aldol reduction strategy to both fragments established 8 of the 10 requisite stereocenters, while an imide enolate alkylation reaction was employed to control the lone C₆ stereocenter in the C₅–C₈ subunit. In the final stereoselective transformation, the introduction of the C₈-epoxide with the desired stereochemistry was effected through the directed VO-(acac)₂/t-BuO₂H epoxidation of the 9-(S)-allylic alcohol prior to macrocyclization.^{5,6} This last step becomes much more challenging to implement when it is postponed until after macrocycle construction as the two previous syntheses of oleandolide have revealed.²

The synthesis of the C₁–C₈ fragment began with the titanium-mediated *syn* aldol reaction between aldehyde **4**⁷ and β -ketoimide **2** (Scheme 2).^{3a,8} This double stereodifferentiating reaction (eq 1) proceeded in excellent yield with high *anti* Felkin diastereoselection. Treatment of aldol adduct **5** with Zn(BH₄)₂ established the C₅-hydroxyl stereocenter *via* a chelate-controlled

Scheme 1

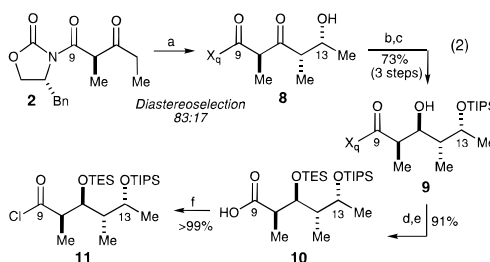


Scheme 2



^a Reagents and conditions: (a) LDA, 2,3-dibromopropene, -78 to -35 °C. (b) LiBH₄, H₂O, 25 °C. (c) (COCl)₂, DMSO, Et₃N, -78 to 0 °C. (d) Ti(O-*i*-Pr)₃, Et₃N, **4**, -78 °C. (e) Zn(BH₄)₂, -78 to -50 °C. (f) (MeO)₂CHPh, CSA, 10 Torr, 25 °C. (g) (Me₃Sn)₂, Pd(PPh₃)₄, *i*-Pr₂NEt, 80 °C.

Scheme 3



^a Reagents and conditions: (a) Sn(OTf)₂, Et₃N, acetaldehyde, -78 °C. (b) NaBH(OAc)₃, HOAc, 25 °C. (c) TIPS-OTf, 2,6-lutidine, -5 °C. (d) TES-OTf, 2,6-lutidine, 25 °C. (e) LiOOH, 0 °C. (f) (COCl)₂, DMF, 25 °C.

syn reduction (diastereoselection >95:5)⁹ while subsequent diol protection afforded vinyl bromide **6**. Further elaboration of this intermediate to the 1,1-disubstituted vinylstannane **7** completed the synthesis of the C₁–C₈ oleandolide subunit.

The synthesis of the C₉–C₁₄ subunit was initiated from the same β -ketoimide building block **2** *via* a Sn(II)-mediated aldol reaction with acetaldehyde to afford the complimentary *syn* aldol adduct (Scheme 3, eq 2).^{3a} It is noteworthy that both of the requisite *syn* aldol bond constructions may be accessed from

(1) (a) Mulzer, J. *Angew. Chem., Int. Ed. Engl.* **1991**, *30*, 1452–1454. (b) Paterson, I.; Mansuri, M. M. *Tetrahedron* **1985**, *41*, 3569–3624. (c) *Recent Progress in the Chemical Synthesis of Antibiotics and Related Microbial Products*; Lukas, G., Ed.; Springer-Verlag: Berlin, 1993; Vol. 2.

(2) (a) Paterson, I.; Norcross, R. D.; Ward, R. A.; Romea, P.; Lister, M. A. *J. Am. Chem. Soc.* **1994**, *116*, 11287–11314. (b) Paterson, I.; Lister, M. A.; Norcross, R. D. *Tetrahedron Lett.* **1992**, *33*, 1767–1770. (c) Paterson, I. *Tetrahedron Lett.* **1983**, *24*, 1311–1314. (d) Tatsuta, K.; Ishiyama, T.; Tajima, S.; Koguchi, Y.; Gunji, H. *Tetrahedron Lett.* **1990**, *31*, 709–712. (e) Tatsuta, K.; Kobayashi, Y.; Gunji, H. *J. Antibiot.* **1988**, *41*, 1520–1523. (f) Tatsuta, K.; Kobayashi, Y.; Gunji, H.; Masuda, H. *Tetrahedron Lett.* **1988**, *29*, 3975–3978.

(3) (a) Evans, D. A.; Clark, J. S.; Metternich, R.; Novack, V. J.; Sheppard, G. S. *J. Am. Chem. Soc.* **1990**, *112*, 866–868. (b) Evans, D. A.; Ng, H. P.; Clark, J. S.; Rieger, D. L. *Tetrahedron* **1992**, *48*, 2127–2142.

(4) The sequence of β -ketoimide aldol coupling followed by reduction, thereby establishing four stereocenters in two steps, has been applied to the recent total syntheses of calyculin, rutamycin, and lonomycin: (a) Evans, D. A.; Gage, J. R.; Leighton, J. L. *J. Am. Chem. Soc.* **1992**, *114*, 9434–9453. (b) Evans, D. A.; Ng, H. P.; Rieger, D. L. *J. Am. Chem. Soc.* **1993**, *115*, 11446–11459. (c) Evans, D. A.; Ratz, A. M.; Huff, B. E.; Sheppard, G. S. *J. Am. Chem. Soc.* **1995**, *117*, 3448–3467.

(5) (a) The precedent for the stereochemical outcome of this reaction has been established: Sharpless, K. B.; Verhoeven, T. R. *Aldrichim. Acta* **1979**, *12*, 63–73. (b) For a general review of directed reactions, see: Hoveyda, A. H.; Evans, D. A.; Fu, G. C. *Chem. Rev.* **1993**, *93*, 1307–1370.

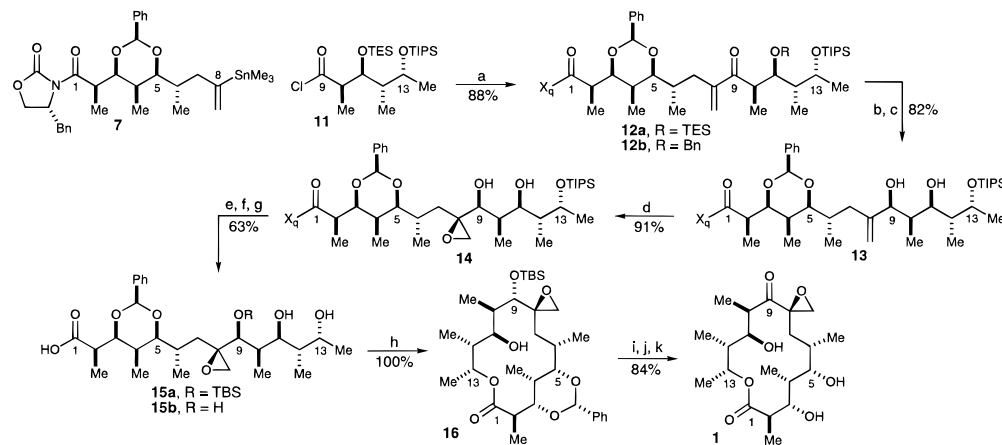
(6) Initial attempts to directly form the C₉ stereocenter from vinyl metal addition to the aldehyde proved either unselective or resulted in decomposition.

(7) The known aldehyde **4** was prepared from *N*-propionyl-4-(*R*)-(phenylmethyl)-oxazolidinone in direct analogy to the reported procedure: Evans, D. A.; Bender, S. L.; Morris, J. *J. Am. Chem. Soc.* **1988**, *110*, 2506–2526.

(8) Use of Ti(O-*i*-Pr)₃ rather than the standard TiCl₄ was found to maximize conversion in the coupling of β -ketoimide **2** with aldehyde **4**.

(9) Oishi, T.; Nakata, T. *Acc. Chem. Res.* **1984**, *17*, 338–344.

Scheme 4

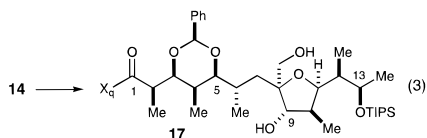


^a Reagents and conditions: (a) Pd₂(dba)₃, *i*-Pr₂NEt, benzene, 25 °C. (b) HF·pyr, 0 °C. (c) Zn(BH₄)₂, -45 °C. (d) VO(acac)₂, *t*-BuOOH, 25 °C. (e) TBS-OTf, 2,6-lutidine, -78 °C. (f) LiOOH, 0 °C. (g) Et₃N·HF, 25 °C. (h) 2,4,6-trichlorobenzoyl chloride, *i*-Pr₂NEt, DMAP, 25 °C. (i) HF·pyr, 25 °C. (j) SO₃·pyr, Et₃N, 25 °C. (k) 20% Pd(OH)₂/C, H₂, dioxane 25 °C.

the (*Z*)-enolate of **2** by judicious choice of metal center (eq 1 vs eq 2).^{3a} Subsequent *anti* reduction of **8** with NaBH(OAc)₃¹⁰ and regioselective protection of the C₁₃-alcohol yielded triisopropylsilyl (TIPS) ether **9** in good overall yield and selectivity. At this stage, the C₁₁-hydroxyl moiety was protected as its derived triethylsilyl (TES) ether with the anticipation that it might be selectively revealed after fragment coupling in the presence of the C₁₃-OTIPS protecting group (*vide infra*). Imide hydrolysis followed by treatment with oxalyl chloride provided the C₉-C₁₄ acid chloride **11** suitably activated for fragment coupling.

The palladium-catalyzed acylation¹¹ of vinylstannane **7** (C₁-C₈) with acid chloride **11** (C₉-C₁₄) proved to be an excellent fragment coupling process (Pd₂(dba)₃, *i*-Pr₂NEt, benzene, 25 °C, 88% yield) (Scheme 4). The use of the trimethylstannyl derivative was found to be essential for a high-yielding transformation, in accord with literature precedent indicating reaction sensitivity to steric effects at the stannyl moiety.¹¹ Treatment of enone **12a** with HF·pyridine effected selective deprotection of the C₁₁-OTES moiety in the presence of the C₁₃-OTIPS ether, and the subsequent Zn(BH₄)₂ reduction, directed by the newly revealed C₁₁-OH, afforded allylic alcohol **13** with the desired (*S*)-stereochemistry at C₉ as a single isomer. It is noteworthy that the analogous reduction of benzyl ether **12b**, contrary to expectation, produced the undesired 9-(*R*)-alcohol diastereomer as the major product, despite ample precedent for the operation of chelate control on similar substrates.¹² With the 9-(*S*)-hydroxyl configuration established as a controller for directed epoxidation, treatment of **13** with VO(acac)₂/*tert*-butylperoxide afforded the desired epoxy alcohol **14** as a single diastereomer,⁵ thereby establishing the 10 requisite oleandolide stereocenters in 11 linear steps.

Unfortunately, attempts to move forward with the C₉,C₁₁-diol **14** met with failure, since the diol epoxide moieties proved too labile to survive subsequent steps. Although some of the carboxylic acid triol **15b** was obtained, all macrocyclization attempts led only to substrate decomposition. Even under buffered conditions, this series of epoxide-containing intermediates readily rearranged to the corresponding tetrahydrofurans, as shown for the conversion of **14** to **17** (eq 3).



In an attempt to inhibit this rearrangement, diol **14** was treated with *tert*-butyldimethylsilyl triflate (TBS-OTf). It is of note

that only the C₉-position was silylated; all attempts to modify the C₁₁-alcohol failed. Nonetheless, this added protecting group did attenuate the reactivity of the epoxide, possibly through enforcing a conformation less prone to rearrangement by an alteration of the hydrogen bonding network. Following imide hydrolysis, the C₁₃-OTIPS ether was selectively removed in the presence of the C₉-OTBS moiety through the use of triethylammonium fluoride to afford **15a**.¹³ Gratifyingly, the macrocyclization of this substrate proceeded in quantitative yield with 2,4,6-trichlorobenzoyl chloride.¹⁴ Silyl deprotection, oxidation, and acetal hydrogenolysis then afforded oleandolide (**1**) in 84% overall yield. The spectral and chromatographic characteristics of **1** proved identical to the published data.^{2a} As further proof of structure, the triacetate derivative of **1** was also prepared, and its properties proved to be identical to published data as well.^{2a}

Synthesis of oleandolide was completed in 18 linear steps with a 15% overall yield. Utilizing auxiliary-controlled aldol reactions, directed reductions, and a directed epoxidation, the 10 stereocenters of oleandolide were established on the acyclic carbon framework from the chiral β -ketoimide building block **2**.

Acknowledgment. Support has been provided by the NIH and NSF. We thank Dr. Andrew Tyler of the Harvard Mass Spectrometry Facility for providing mass spectra, Professor Ian Paterson for NMR spectral data of independently prepared sample of **1**, and the NIH BRS Shared Instrumentation Grant Program 1-S10-RR04870 and the NSF (CHE 88-14019) for providing NMR facilities. A.S.K. gratefully acknowledges support from the NIH through the Medical Scientist Training Program and from the DuPont Merck Pharmaceutical Company.

Supporting Information Available: Spectral data for all compounds are provided (7 pages). See any current masthead page for ordering and Internet access instructions.

JA963002L

(10) Evans, D. A.; Chapman, K. T.; Carreira, E. M. *J. Am. Chem. Soc.* **1988**, *110*, 3560–3578.

(11) (a) Labadie, J. L.; Stille, J. K. *J. Am. Chem. Soc.* **1983**, *105*, 6129–6137 and references cited therein. (b) Scott, W. J.; Stille, J. K. *J. Am. Chem. Soc.* **1986**, *108*, 3033–3040.

(12) Rietz, M. T. *Acc. Chem. Res.* **1993**, *26*, 462–468 and references cited therein.

(13) Et₃N·HF was prepared from the HF·pyridine complex and Et₃N. The excess base was removed *in vacuo*, and the resultant white crystalline solid was stored under argon.

(14) (a) Hikota, M.; Sakurai, Y.; Horita, K.; Yonemitsu, O. *Tetrahedron Lett.* **1990**, *31*, 6367–6370. (b) Hikota, M.; Tone, H.; Horita, K.; Yonemitsu, O. *J. Org. Chem.* **1990**, *55*, 7–9. (c) Inanaga, J.; Hirata, K.; Saeki, H.; Katsuki, T.; Yamaguchi, M. *Bull. Chem. Soc. Jpn.* **1979**, *52*, 1989–1993.